
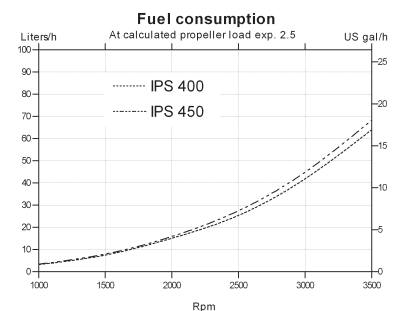
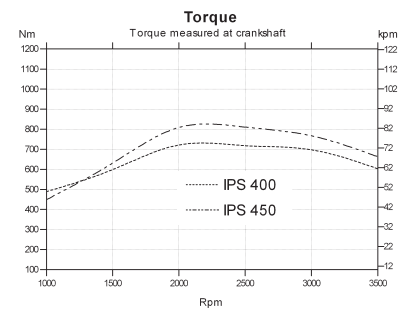
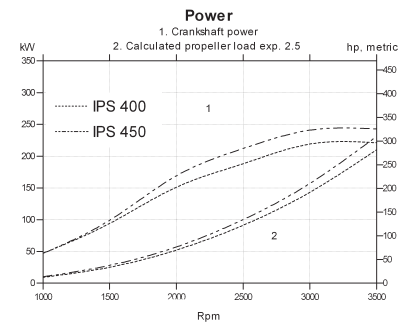


IPS 400MC/450



General Data

System designation	IPS400MC	IPS450
Engine displacement, l (in ³)	5.5 (336)	5.5 (336)
Configuration	in-line 6	in-line 6
Crankshaft power, kW (hp) @ 3500 rpm	221 (301)	243 (330)
Propshaft power, kW (hp) @ 3500 rpm	210 (286)	230 (314)
Aspiration	Turbo, aftercooler	Turbo, aftercooler
Rating	R5**	R4* & R5**
Package weight, kg (lb)	863 (1903)	863 (1903)
Propeller series	T2-T10, TS3-TS6	T2-T10, TS3-TS6
Voltage	12 V	12V or 24V
Emission compliance	IMO NO _x , EU RCD, US EPA Tier 3	
Application	Twin/multiple engine installation in planing hulls	
Speed range	20 to 45 knots	
Driveshaft	Compact (standard), jackshaft as option	
Technical data according to ISO 8665. With fuel having an LHV of 42700 kJ/kg and density of 840 g/liter at 15 °C (60 °F). Merchant fuel may differ from this specification which will influence engine power output and fuel consumption.		
*RATING 4. For light planing craft in commercial operation		
**RATING 5. For pleasure craft applications, and can be used for high speed planing crafts in commercial applications		



**VOLVO
PENTA**

IPS 400MC/450

Engine technical description:

Engine block and head

- Cylinder block and cylinder head made of cast-iron
- Ladder frame fitted to engine block
- 4-valve technology with hydraulic lash adjusters
- Double overhead camshafts
- Integrated cylinder liners
- Seven-bearing crankshaft

Engine mounting

- Flexible engine mounting

Lubrication system

- Easily replaceable separate full-flow and bypass oil filter
- Seawater-cooled tubular oil cooler

Fuel system

- Common rail fuel injection system
- Control unit for processing the injection
- Fine filter with water separator

Air inlet and exhaust system

- Air filter with replaceable insert
- Crankcase gases vented into the air inlet
- Exhaust elbow or exhaust riser
- Turbocharger, freshwater-cooled
- Loss of sea water alarm

Cooling system

- Thermostatically regulated freshwater cooling
- Tubular heat exchanger with separate large volume expansion tank
- Connections for hot water outlet
- Seawater strainer and easily accessible impeller pump

Electrical system

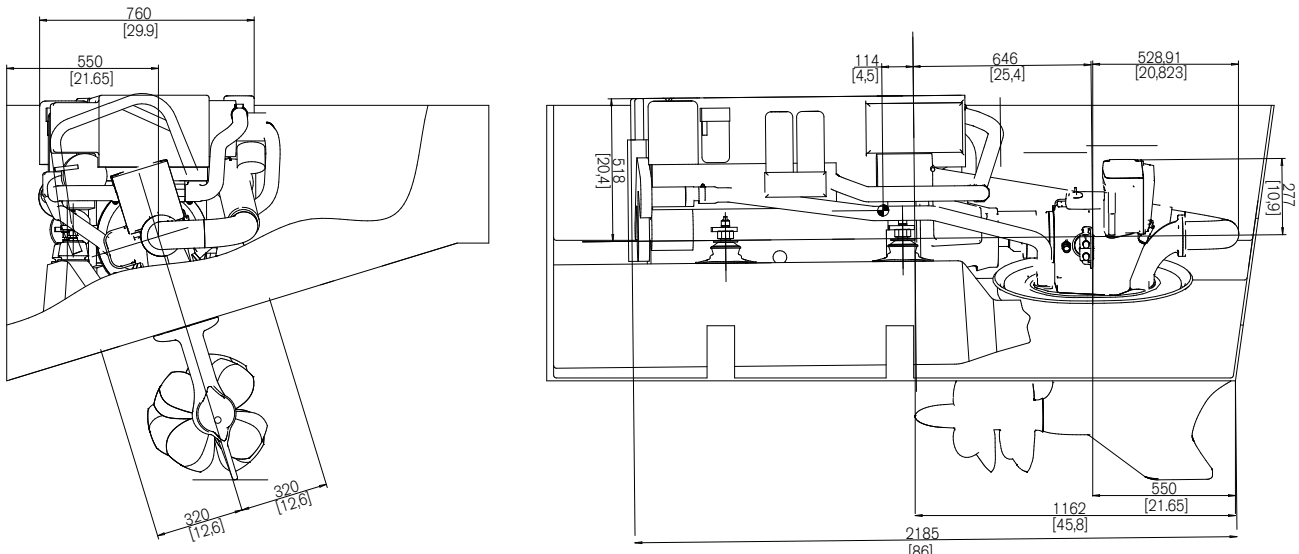
- 115A marine alternator with Zener-diodes to protect the system from peak voltage, and integrated charging regulator with battery sensor cable for maximum use of alternator
- Engine reset fuses
- Auxiliary stop button

Instruments/control

- Complete instrumentation including key switch
- EVC monitoring panels (option)
- Electronic remote control for throttle, shift and steering
- Plug-in connectors

Dimensions IPS 400MC/450

Not for installation



More information

Contact your local Volvo Penta dealer for more information regarding Volvo Penta engines and optional equipment/accessories or visit www.volvopenta.com



Download the Volvo Penta dealer locator App for your iPhone or Android

VOLVO PENTA

AB Volvo Penta

SE-405 08 Göteborg, Sweden
www.volvopenta.com

Not all models, standard equipment and accessories are available in all countries. All specifications are subject to change without notice. The engine illustrated may not be entirely identical to production standard engines.